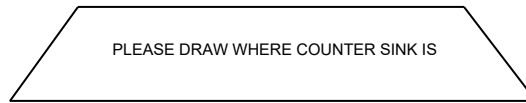
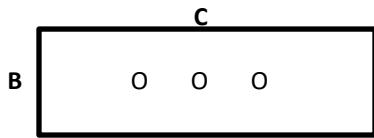
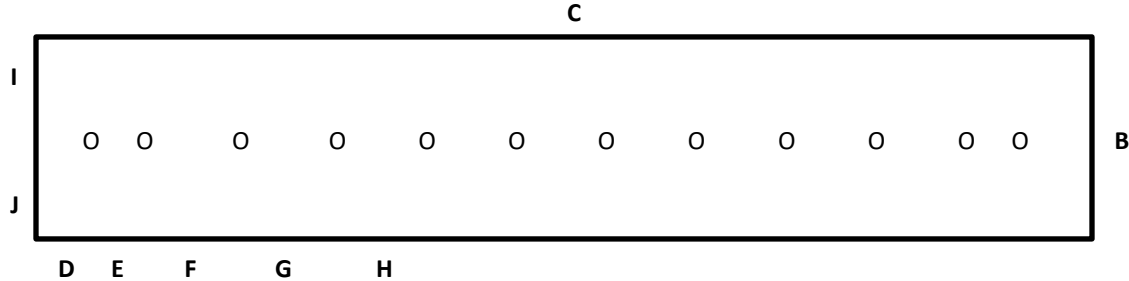


CUSTOM BLADE INFORMATION

PLEASE FILL OUT THE FOLLOWING INFO TO MAKE YOUR BLADE

CUSTOMER NAME: _____

MAKE/MODEL OF MACHINE: _____ CONTACT INFO: _____



Quantity of each

A. Thickness of material

B. Width of material

C. Length of material

D. Distance from edge to center of 1st hole

E. Center from 1st hole to 2nd hole

F. Center from 2nd hole to 3rd hole

G. Center from 3rd hole to 4th hole

H. Bolt size

I. Distance from edge to hole top

J. Distance from hole to edge bottom

Bolt type and quantity needed

counter sink side same or opposite of bevel
